

9300 CONTRACTOR

Tile Contractors' Association of America

The Voice of Signatory Tile/Stone Contractors

FEATURED INSIDE:

***Grouting Today's
Porcelain Tile***

***Ventilated
Facades***

***2013 TCAA
Scholarships***

FALL 2013





OFFICERS

WM. ERATH & SON, INC.

Scott W. Erath - President
scott@erathtile.com

JANTILE, INC.

Patrick Barrett - Vice President

DEL TURCO BROS. INC.

Bruce Del Turco - Secretary

PREMIER TILE & GRANITE, INC

Mathew Messina Treasurer

EXECUTIVE BOARD

BAYBRENT TILE CORP.

Richard Hoshino - Executive Board

ATTORNEY

Littler Mendelson P.C.

Bruce Millman - Attorney

MEMBERS

AC FLOORING INC.

Angelo Carapezza
96 5th Avenue, Hawthorne, NJ 07506
973.238.9739 • angpez@aol.com

ACADEMIC STONE SETTERS INC.

James Donaghy
29-07 119th Street, Flushing, NY 11354
718.463.7395 • academic@verizon.net

ARCHITECTURAL MARBLE, TILE & STONE CORP.

Joe Cassiere
68 Maple Avenue, Bethpage, NY 11714
516.238.5991 • joearchitectural@gmail.com

ARTISAN TILE & MARBLE CO. OF NJ INC.

James Sickoria
468 Elizabeth Avenue, Somerset, NJ 08873
732.764.6700 • jim@artisannj.com
www.artisannj.com

BAYBRENT TILE CORP.

Richard Hoshino
1637 Sycamore Avenue
Bohemia, NY 11716
631.563.4500
richard@baybrenttile.com

CONTINENTAL MARBLE INC.

Christopher R. McConnell
1361 Sycamore Avenue, Holbrook, NY 11741
631.285.7265 • chrisr@continentalmarble.com

DEL TURCO BROS., INC.

Bruce Del Turco
25 Verona Avenue, Newark, NJ 07104
973.483.5770 • brucedelturco@optonline.net

GOAL ENTERPRISES INC.

Mary Zimand
361 Eastern Parkway, PO Box 590
Farmingdale, NY 11735
718.335.4625 • goalentinc@aol.com

JANTILE, INC.

Anthony Casola
3960 Merritt Avenue, Bronx, NY 10466
718.655.5450 • anthony@jantile.com
www.jantile.com

JOSEPH W. CURVINO, INC.

Joseph Curvino Jr.
431 Center Street, Fort Lee, NJ 07024
201.944.9262 • joe@curvino.com
www.curvino.com

KRISTONE, LLC

Michael Kriss
472 E. Westfield Avenue, Roselle Park, NJ 07204
908.620.9700 • mkriss@kriststone.com

MILLER DRUCK SPECIALTY CONTRACTING

Frank Mizerik
264 W. 40th St. - 9th Fl., New York, NY 10018
212.343.3300 • frank.mizerik@millerdruck.com
www.millerdruck.com

PORT MORRIS TILE & MARBLE CORP.

Vinnie DeLazzaro
1285 Oak Point Avenue, Bronx, NY 10474
718.378.6100 • vdelazzero@aol.com

PREMIER TILE & GRANITE, INC.

Mathew Messina
31 Bishop Lane, Holbrook, NY 11741
516.903.0460 • mmessina@premiertileandgranite.com

SESSO TILE & STONE CONTRACTORS, INC.

Ernie Sesso
35 Wilson Avenue, Woodland Park, NJ 07424
973.709.0184 • esesso@sessotileandstone.com
www.sessotileandstone.com

VAL FLOORS, INC.

Phillip Luppino
555 Gotham Pkwy, Carlstadt, NJ 07072
201.617.7900 • pluppino@valfloors.com

WM. ERATH & SON, INC.

Scott W. Erath
51 Ranick Drive, Amityville, NY 11701
631.842.2244 • scott@erathtile.com
www.erathtile.com

A BETTER CHOICE

CERAMIC TILE PROMOTION FUND

*Quality Ceramic Tile and Natural Stone,
Installed by Experienced Union Craftsman.*

- infinite styles & designs
- diverse functions
- endless creativity
- timeless beauty & elegance
- durability & longevity
- skilled union craftsmanship
- reliability
- pride in work



WWW.TILEPROMOTIONS.ORG

Promoting the benefits of specifying ceramic tile and natural stone installed by union craftsmen in the New York and New Jersey area.

BOARD OF TRUSTEES

Scott W. Erath – chairman
Wm. Erath & Son, Inc.
scott@erathtile.com

Mathew Messina
Premier Tile & Granite, Inc.

Bruce DeTurco
DeTurco Bros., Inc.

Patrick Barrett
Jantile, Inc.



Ceramic Tile Promotion Fund
of Greater New York and New Jersey

51 RANICK DRIVE, AMITYVILLE, NY 11701

In this issue ...

President's Message	3
TECH CORNER Grouting Today's Porcelain Tile...	6
ACT Program	10
Ventilated Facades: DTI Brings European Solution to the Heartland.	12
TCAA Labor Report.	17
Leva Recognized by Builders Exchange	19
TCAA Elects Officers, Director and Trustee	20
Voucher Program Announced for Trowel of Excellence™ Contractors	20
Trowel of Excellence Showcase – Wm. Erath & Son, Inc.	22
TCAA 2013 Scholarships	25
Trowel of Excellence Contractor Directory.	27

9300 Contractor

A quarterly publication of Tile Contractors' Association of America

10434 Indiana Ave., Kansas City, MO 64137

Ph: 800-655-8453 • Fax: 816-767-0194

Web: www.tcaainc.org

Carole Damon, Executive Director/Editor
caroled@tcaainc.org

Chris Pattavina, Associate Director/Advertising Sales
chrisp@tcaainc.org

TCAA Board of Directors

Jennifer Panning, President, Artisan Tile, Inc.

Ronald Schwartz, President-Elect, J. Colavin & Son

Brian Castro, Treasurer, DTI of Illinois, Inc.

John Trendell, Past President/Labor Chair, Trendell Consulting

Tommy Conner, Director, Superior Tile & Stone

Lucinda Noel, Director, Commercial Tile & Stone

Brad Trostrud, Director, Trostrud Mosaic & Tile

9300 Contractor is a free quarterly publication for signatory tile/stone contractors and architects, designers and project managers and published by TCAA for the purpose of sharing information, views and opinions related to the tile/stone industry. TCAA is not responsible for the accuracy of any information, data or views expressed under the bylines of guest authors or in paid advertisements and publication of such information or views does not imply approval by TCAA

A Message from the President

A Message from the President



Where does time go? Just yesterday it was 2007 and I was beginning my first term as the newest member of the TCAA Board of Directors. Fast forward and I'm writing my final President's Message.

In the last seven years, we've witnessed seismic changes in the tile industry. The recession forced a number of long-time contractors out of business and created an environment where competition was fierce for the few jobs around. Too often, lowest bid got the job, even when the lowest bidder lacked the experience and qualifications to do the work. And it wasn't just installation contractors who felt the pinch in this bidding war. Manufacturers suddenly found themselves dealing with growing numbers of warranty claims as a result of installation failures.

Something remarkable arose out of these challenges. Just two years ago, representatives of TCAA and the National Tile Contractors Association (NTCA) met to talk about a simple but powerful concept: bringing together the industry's key manufacturers, contractor associations and labor organizations to create a partnership to advocate for equal consideration of a contractor's qualifications to the contractor's bid. What followed from that meeting was a whirlwind of activity that quickly culminated with inclusion of qualified contractor language in the TCNA Handbook, MasterSpec and a number of national account and manufacturer's specifications. Today, we are seeing growing numbers of project specs that incorporate qualified contractor language and increasing demand for contractor certifications like TCAA's Trowel of Excellence and NTCA's Five Star program. There is renewed energy and pride in our industry!

Even more remarkable is the rapid growth and acceptance of installer certifications that address the challenges involved in advanced installation methods such as mudwork, large format tile, showers and membranes. In less than a year, advanced installer certification went from concept to practice and has been embraced in all corners of the industry. And we are not finished yet with two new advanced certifications being planned as you read this message.

Thank you to all the dedicated professionals who gave so graciously of their time and talents! To whom much is given; much is asked.

Total Solutions Plus was a huge success! With record attendance of nearly 500 industry professionals in such a beautiful setting, you missed out on something special if you weren't there. The sessions featuring hands-on demonstrations of the new ACT (Advanced Certifications for Tile Installers) program were conducted to standing room only crowds. All partners in our industry were engaged and the buzz across the exhibit floor and at various functions was all about new products, new standards and the return of quality craftsmanship.

The mosaic artwork donated by Laticrete was beautiful! The proceeds from this auction are truly appreciated and will serve our industry through education and scholarship. And in this technology driven world, the personal relationships created and cultivated at events like Total Solutions Plus are truly priceless.

As I hand over leadership of TCAA to my very capable successor Ron Schwartz, I think back over the many challenges our industry has faced these past seven years. But then I look at the new partnerships, the renewed energy and the commitment to quality that came out of those challenges and I know the future is bright.

I want to say thank you to an exceptional board and management staff for their support and commitment. And in closing my final President's Message, I leave you with a quote from Oliver Wendell Holmes that I believe speaks to the new partnerships, renewed energy and reaffirmed commitment to quality that make the future of our great industry so bright.

The great thing in this world is not so much where we stand, as in what direction we are moving.

Jennifer Panning
TCAA President
Artisan Tile, Inc.

Photos: David Reddick



The grout world is changing, and Fusion Pro™ is changing it.



Taking grout to the next level of performance for indoor, outdoor, commercial and residential installations.

- Unsurpassed Stain Resistance
- No Sealing Required
- Ultimate Color Consistency
- Easy to Spread and Clean
- Ready-To-Use

**WE KNOW GROUT.
COUNT ON CUSTOM.®**



CUSTOM®

custombuildingproducts.com

800-272-8786



Microban® protection inhibits the growth of stain causing mold and mildew on the dried grout.

Microban® is a registered trademark of Microban Products Company.



Grouting Today's Porcelain Tile

By Michael Micalizzi, CTC, Sr. Director, Technical Services

Porcelain is the preferred choice for a wear and stain resistant tile surface in most applications due to its low absorption and physical strengths. As popularity and affordability has grown and they are produced in many different countries, attributes of these tiles, especially those not certified Porcelain, may require changes to methods and/or materials for a successful installation.

There are various types of Porcelain tile surfaces including polished, unglazed, glazed, or textured. Naturally, you would assume that the rougher the profile, the more difficult it is to apply grout and clean any haze or residues. If you did leave a slight haze, you might expect that you could easily remove it with the right cleaner and since the tiles are larger nowadays, many times only the edges were floated with grout and would be the only part affected. The truth is that with most tiles, you would be right but there are a growing number of projects where grout residues are a real issue and have become difficult or impossible to remove. The tiles may be either rough profiled or polished. At times, the grout residue is not noticed until foot traffic and stains show it up on the tile surface. Needless to say, a grout residue problem can produce concern – the project completion may even be delayed. As a result, the owner or general contractor can be dissatisfied, removing the residue is a hassle, and at times, you are left with no choice but to completely remove the tile and figure out who pays for all of the extra material and work.

Although mockups are done, these areas are usually completed without the pressure of staying on schedule. Additionally, tile batches and site conditions such as temperature, staining or maintenance can change the results. There are also new methods in tile manufacturing that are impacting the rules on grouting.

So what steps can you take to limit these problems on your projects?


1. Step One: Read the tile manufacturer's instructions very closely as some instructions have changed. For example, note one manufacturer's warning regarding their Porcelain tile:

Cloudiness is often caused if tiles are cleaned with a heavy duty cleaner or chemical post install which some installers use to remove grout haze. It can also be caused if the installers are too forceful during the grouting process.

The "Cloudiness" refers to a lighter, darker or dull surface appearance. The reason for this is that a coating was factory applied to the tile surface in the manufacturing process. The coating increases stain resistance by protecting the surface. When a sanded grout is floated in a "forceful" manner it can abrade the coating and remove it. This can also happen when an acid, vinegar, or a grout haze remover is used. The condition mimics a grout haze/stain and can't be removed or concealed.




2. Step Two: Consider a grout release or penetrating sealer to see if there's a noticeable difference in the cleanup or final appearance. Not just for unglazed Porcelain but polished and non-slip textured tile also. Porcelain may have a very low absorption rate but due to the manufacturing processes, it can have surface fissures that trap fine grout particles or different degrees of absorbency from the polishing process. Releases and sealers help coat these surfaces for easier cleanup. This extra step should be closely considered in the mockup.



3. Textured Porcelain tile surfaces, such as some wood planked tiles, may have "levels" similar to a slate tile to create the effect of real wood. An interesting situation can occur where the grout washing process

temporarily traps water between these levels; or the surface porosities are varied and grout dries quickly in one area compared to others. In these cases, extra water may be used to clean the dried grout or water that eventually rolls out into the grout joint affecting cement grout colors or causing efflorescence. To help prevent these issues, use a microfiber towel after to remove the grout film prior to your first wash and after the final wash to remove and standing water. Fast drying, ANSI A118.7 High Performance Grouts can also reduce effects of efflorescence.



4. When grouting mixed surface finishes – (polished, matte or textured), cement grout color can be affected due to the porosity or profile differences and the washing techniques when using less or much more water. Sealers may “even out” the differences so always consider their use in these cases. Other options include premixed or one component grouts and epoxies as not only will they not be affected by the tile porosities but wash water will also have little or no effect. They also provide a stainless grout installation for the owner with much less maintenance as well as an opportunity for increased income per sq ft.

In every case, it's better to prevent a problem rather than fix a problem in the field, lowering the incidents that owners and general contractors have with our trade. Changing your technique or product selection when grouting today's Porcelain Tile can make a significant difference in the final results!



The International Masonry Institute's first group of certified evaluators for the tile industry's Advanced Certifications for Tile Installers.

IMI is proud to have played a part in the development of ACT, expected to become the gold standard for quality, especially when combined with Trowel of Excellence certified tile contractors. Certifications are now being scheduled.

For more information contact: Terry Hays
Deputy Director
National Training Center
(301) 291-2120
thays@imiweb.org

www.imiweb.org



ADVANCED CERTIFICATIONS FOR TILE INSTALLERS

The Advanced Certifications for Tile Installers (ACT) program was created through the combined efforts of five leading organizations in the tile industry: the Ceramic Tile Education Foundation (CTEF); the International Masonry Institute (IMI); the International Union of Bricklayers and Allied Craftworkers (IUBAC); the National Tile Contractors Association (NTCA); the Tile Contractors' Association of America (TCAA) and the Tile Council of North America (TCNA).

The ACT certification program provides a level of consumer confidence for tile installation procedures that exceed ANSI standards and TCNA guidelines for floor and wall. ACT certified installers represent the pinnacle of performance in the tile trade and maintain a level of excellence superior to non-ACT certified installers.

ACT is not a training program but an evaluation of the skills and knowledge of tile installers. ACT certification is currently offered in four specific areas of tile installation: Large Format Tile & Substrate Preparation; Shower Receptors; Membranes; and Mortar (Mud) which is broken out into two separate certifications, one for Walls and the other for Floors. An installer may become ACT certified in one or more of these areas and two additional certification areas (thin tile and grouting) are under consideration.

ACT certification in each area is granted upon successful completion of a written online test – designed to measure the installer's understanding of applicable ANSI specifications and TCNA recommended methods – and a field test conducted by trained, third party instructors to evaluate the installer's skills under real life conditions.

To become ACT certified, an installer must be pre-qualified, either as a Certified Tile Installer (CTI) through the Ceramic Tile Education Foundation or as a journeyman tile setter who has successfully completed the apprenticeship program conducted by the International Union of Bricklayers and Allied Craftworkers.

Why is ACT Important for Architects and Designers?

By requiring installers with one or more ACT certification, you can be assured that the installers on your project have proven their advanced skills and knowledge of this area of the craft, and you should expect nothing less than a premium installation and performance.

Why is ACT Important for Trowel of Excellence Certified Contractors?

By certifying your key installers in ACT, you will be part of an elite group of contractors eligible to bid projects requiring ACT certified installers. With increased focus on quality installation practices, your designation as an employer of ACT certified installers will support and enhance your company's Trowel of Excellence certification, further positioning you as a leader in the tile industry and opening doors for increased work opportunities. Beginning in 2015, ACT certification of key installers will be a requirement for contractors seeking Trowel of Excellence certification or applying for recertification.

For details on ACT certification, visit www.tilecertifications.com or contact the International Masonry Institute at **1-800-JOBS-IMI**.



Mud work



Shower Pans



Membranes

Ventilated Facades: DTI Brings European Solution to the Heartland



Oakton Community College ventilated facade system. Porcelain tile color corresponds to the brick exteriors of surrounding campus buildings.

DTI of Illinois installed one of the first exterior porcelain tile ventilated facades (also called a rain screen system) in the Chicago area two years ago. The 1st Bank and Trust in Skokie was a highly publicized installation and served as a blueprint in best practices in the installation of the new ventilated façade systems.

With this successful installation under his belt, DTI President Brian Castro was ready for more and earlier this year, took on a second project involving the installation of Marazzi's rain screen system to a newly erected 3-story building on the campus of Oakton Community College in Des Plaines. After erecting the aluminum substructure that forms the backbone of rain screen systems, DTI's installation crews installed almost 13,000sf of 24" x 48" porcelain tiles. At its peak, the project required up to eight team members on site, some working on the ground and others on movable man lifts, and involved tools not commonly found on tile installation sites such as drills, rivet guns and drilling/coring machines. DTI's crews were already familiar with these tools and the mechanics of attaching the substructure to the building and installing the large format tile cladding to the substructure from

their work on the 1st Bank project. But because the height of the Oakton building required the use of mechanical lifts, the crews received additional safety training and certification in the use of the man lifts before the installation began.

According to Castro, the biggest challenge on the Oakton project was attaching the substructure to the building. "We ran into the same



Vertical rails are attached to clips welded to the building's steel girders.

issue with our 1st Bank project so this wasn't entirely unexpected," he said. He attributes the attachment challenges to the system's European origin. "Rain screen systems originated in Europe where the older buildings are primarily constructed of brick or cement block, both of which provide substantial support for anchoring the systems to the building. But construction here in the United States typically uses lighter weight newer construction materials that make it more difficult to attach the vertical clips directly to the building's exterior walls."

When the project involves working with exterior walls made of gypsum or other light weight material, the attachment issue is typically addressed in two ways. One solution is to drop Halfen plates into concrete when the building's foundation is poured. These plates, embedded in concrete, support the weight of the substructure and tile cladding as the system builds from the ground up. Another solution is to weld the vertical clips to the building's steel girders. But as Castro pointed out, "it's a stretch for someone trained as a tile installer to weld the clips to steel and it

can cause confusion with the architect and general contractor and even friction among the other building trades". In the case of the Oakton project, Castro contracted with a local metal workers company to weld the clips to the steel which he had not accounted for in either his bid or project timeline. Fortunately neither severely impacted either aspect of the project.



Open joints contribute to the system's self-ventilating features.

Once the clips are attached and the vertical rails are installed, the building's exterior is

wrapped with a water barrier. Then, a fire retardant fiberglass insulation is installed which is followed by the installation of the horizontal rails. With the aluminum sub-structure now complete, a 1.5"-2" air cavity is created between the insulation and



With water barrier and insulation in place, final steps are installing the horizontal rails and large format porcelain tiles.

the porcelain tile cladding. The final step is attaching the large format porcelain tiles to the horizontal rails and bringing them into alignment using special adjusting brackets attached to the back of the tile. Unlike a traditional tile installation where the joints are filled with grout, rain screen joints are left open and, along with the air cavity, contribute to the self-ventilating features of the rain screen systems. Jerry Joyce, Commercial Sales Director for Marazzi USA, says that this self ventilation offers many benefits in terms of energy efficiency by creating a "chimney effect" where heat is drawn up and away from the building, keeping the interior cooler during warm weather months. The system also prevents

interior heat from escaping during cold weather and the constant movement of air inside the cavity discourages insects from taking up residence. "Depending on the wall design, insulation thickness and other factors, you're going to see energy savings of 20% or more after the installation of a rain screen system," he said. The system moves the building's insulation to its exterior walls, reducing interior condensation and preventing the development of mold. And because porcelain lends itself to a wide range of design colors and features, the cladding can be manufactured to achieve a variety of appearances. In the case of Oakton, the porcelain tile was matched to the brick color of surrounding campus buildings. Other benefits to the use of porcelain tile cladding as compared to masonry or stone are porcelain's resistance to atmospheric effects, its easy cleaning properties, lighter weight and low life cycle cost.

The Oakton project is scheduled for final completion this November. Despite the many benefits of the rain screen systems, Castro cautions that they present sometimes unexpected challenges. "Every building is unique and we learn something new on each installation," he said. "The key to a successful outcome is continually addressing the adjustments that are necessary to a system that is


constantly adapting to the requirements of our domestic construction process, from the building's design to placement of the final tile." He credits his skilled BAC installation crews and Marazzi's project support team for staying ahead of most issues and quickly resolving others as they arose.

DTI of Illinois has been providing quality union tile installation throughout the Chicago area and surrounding suburbs since 1956 and specializes in the installation of ceramic, quarry, stone and detectable warning tiles in commercial applications. DTI's expert management team and installation crews have amassed a lengthy portfolio of superior installations that includes the Boeing Corporation World Headquarters, Museum of Science and Industry, Soldier Field, Palmer House Hotel, Local 150 Apprenticeship Training Facility, University of Chicago and Illinois Benedictine University. DTI received TCAA's Trowel of Excellence certification in 2009.

Completed installation of rain screen system delivers beauty and energy efficiency.



Thin-Bed Shower System by Noble Company



ICC
ES
PMG
PMG-1059

NobleSeal® TS

- Best Moisture/Vapor Barrier
- Made from CPE
 - Will not rot, crack or deteriorate
- Meets ANSI A118.10
 - IAPMO (#4339)
- Protects tile from cracking
 - ANSI A118.12, High Performance
 - Rated "Extra Heavy"

Thin-Bed System Products:

- 1 NobleSeal® TS (seam with NobleSealant 150)
- 2 Thin-Bed Drain
- 3 Noble Niche
- 4 Noble Bench
- 5 NobleBond EXT
- 6 Noble Solid Curb

Noble **N** Company

800.878.5788

www.noblecompany.com





TCAA Labor Report

John Trendell, TCAA Labor Committee Chair
Trendell Consulting, LLC



This fall has been extraordinarily busy as momentum continues to build in support of qualified contractor language in specifications and the new Advanced Certifications for Tile Installers (ACT) program.

In September, TCAA and the International Masonry Institute (IMI) presented a half-day program, "Ventilated Façade Building Envelope Enclosure Systems" to over 60 architects and contractors in San Francisco. Sponsors of the program included Crossville, Laticrete and Sto Corp and attendees were briefed on the latest developments with TCAA's Trowel of Excellence certification and the new Advanced Certification for Tile Installers (ACT) program during lunch hosted by Daltile.

A weeklong Train-the-Trainer program for the new ACT certification program was held in September at the BAC/IMI National Training Center in Bowie, MD. Seventeen BAC/IMI instructors from across the country attended and participated in taking the written and hands-on testing required for ACT certification. Also in September, members of the TCNA Handbook committee met in Atlanta to begin the process of creating standards for large thin tile or what may also be called porcelain panel tile. Representatives from TCAA, IUBAC and IMI participated in that meeting and offered many ideas and suggestions to be explored by the Handbook committee as it moves toward creating standards for installing large thin tile on floors and walls.

October was equally busy. On October 14, a seminar was held at the Chicago BAC/IMI training center with over 25 corporate representatives of McDonald's Corp. to review McDonald's newest tile specification and conduct an inspection of tile mock-ups built by BAC tile setters. McDonald's new specification requires the

use of TCAA Trowel of Excellence certified or NTCA Five Star program contractors and also requires that the quarry tile specified for McDonald's outlets be grouted with MAPEI's Kerapoxy IEG 100% solids grout. The McDonald's representatives in attendance were extremely interested and engaged with the contractor and labor viewpoints expressed. Scott Conwell (IMI) has done a great job of providing McDonald's with proper installation information and making sure that the quality of union contractors and labor is highlighted.

Also in October, an orientation class was held in Chicago for installers interested in taking the ACT certification tests. The focus of the class was on familiarizing installers with the ANSI and TCNA Handbooks. The ACT Task Force met by conference call and decided to separate the mudwork certifications into two separate programs, one for mud walls and the other for mud floors. And two new ACT certifications (large thin tile and grouting) are under consideration for development.



LAMINAM[®]
by  **CROSSVILLE**[®]

Underfoot or up the wall, expand your style in any direction with fashionably skinned, porcelain-inspired panels that go BIG—like in our texture-rich Oxide collection.

Questions: 931-456-3136
LaminambyCrossville.com



Leva Recognized by Builders Exchange

Jerry Leva, Sr.

On November 16, the Builders Exchange of Rochester, New York presented its Lifetime Achievement Award to Jerry Leva, Sr., of Eugene G. Sackett Co. at the association's 125th Anniversary Gala. The award recognizes "outstanding contributions to the community and volunteer service, and to the improvement of the construction industry at the local level and beyond".

Leva has been a long time familiar face in the Rochester construction community. After completing a three-year tour of duty in the United States Army and attending the University of Miami and Rochester Institute of Technology, Leva joined Eugene G. Sackett Co. in the mid-1970s, later purchasing the company in 1987. Over the ensuing years, he has been an active member of the Builders Exchange and served as its president in 1988-89. He has also been active at the national level, joining the Board of Directors of Tile Contractors' Association of America in 2002 and serving as TCAA president from 2008 to 2010. During his tenure on the TCAA board, Leva played a key role in creation of the Trowel of Excellence certification program and his company was among the first in the country to become Trowel certified.

Leva's support of the Rochester community includes active involvement in several charities, most notably The School of the Holy Childhood to which he has volunteered countless hours of service for various fundraisers and activities. He also volunteers his time to Sacred Heart Cathedral whenever called upon.

Leva has been married for 53 years to his wife Sue. They have 4 sons, Jerry Jr., Chris, Patrick, and Brian and recently welcomed their eighth grandchild to the family. Now under the leadership of his sons, the family business continues to grow as Eugene G. Sackett Co. prepares to celebrate its 100th year in business in 2014.

TCAA congratulates Jerry Leva, Sr. on this richly deserved recognition.



TCAA Elects Officers, Director and Trustee

At their annual contractor business meeting held at Total Solutions Plus on October 27, members of TCAA elected the following officers, director and trustee whose terms begin on January 1:

Ron Schwartz (J. Colavin & Son) to a 2-year term as President

Brian Castro (DTI of Illinois) to a 2-year term as President-Elect

Lucinda Noel (Commercial Tile & Stone) to a 2-year term as Treasurer

John Trendell (Trendell Consulting) to a 2-year term as Director

Al Grazzini (Grazzini Brothers) to a 5-year term as Trustee

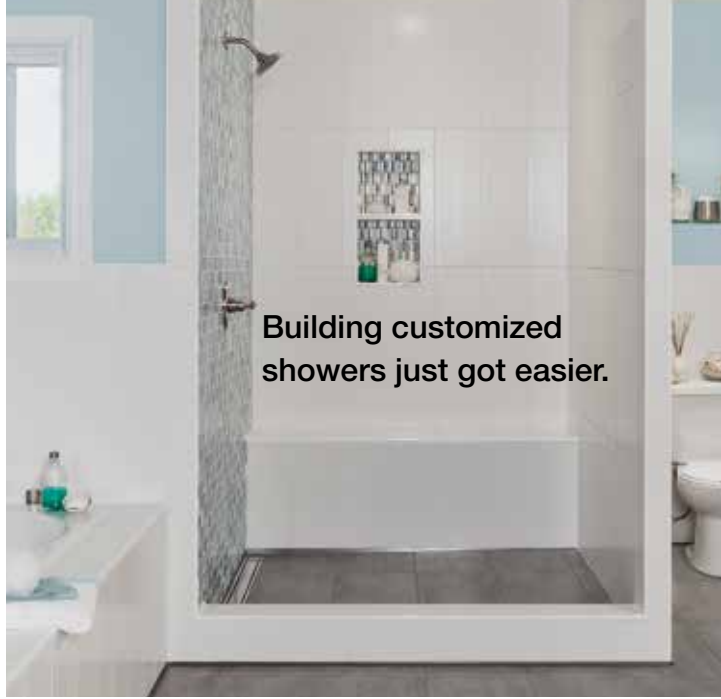
Directors **Tommy Conner** and **Brad Trostrud** continue in their current terms.

TCAA extends its gratitude to **Les Lippert** for his service as a Trustee. Lippert has served as the Trust Fund's Chair for the past five years and leaves at the end of this year when his term expires. He will continue to serve as a member of the Scholarship Committee.

Voucher Program Announced for Trowel of Excellence Contractors

There are tangible cash benefits available to contractors who make the commitment to become Trowel of Excellence certified. Crossville offers Trowel certified contractors an annual 1% cash rebate on their purchases and MAPEI offers an annual 2% cash rebate program. And beginning in 2014, Trowel of Excellence contractors will receive cash and product vouchers from a growing list of vendors when they renew their TCAA membership each year. Details on the new voucher program, including participating vendors, will be published next month at the TCAA website.

For more information on TCAA membership or Trowel of Excellence certification, visit <http://www.tcaainc.org> or call **1-800-655-8453**.



Building customized showers just got easier.



Schluter®-KERDI-BOARD

Substrate, building panel, bonded waterproofing for tile

With KERDI-BOARD substrates and prefabricated shower niches, building waterproof, customized showers is simpler than ever before. Create your own unique tile-ready structure without wood or cement board. Prevent mold growth, decrease your installation time, and ensure your shower is built to last.



KERDI-BOARD

- Waterproof and dimensionally stable
- Vapor retardant
- Lightweight and easy to transport
- Printed gridlines for precise cutting
- Available in 8 thicknesses



KERDI-BOARD Shower Niche

- Prefabricated, waterproof shower niche
- Integrated bonding flange for simple waterproofing connections
- Compatible with KERDI and KERDI-BOARD shower assemblies
- Available in 4 sizes
- Larger sizes include optional, adjustable prefabricated shelf

www.kerdi-board.com | 800-472-4588

Connect with us!





Trowel of Excellence™ Showcase



Wm. Erath & Son, Inc.

Amityville, New York
Scott W. Erath, President
Trowel of Excellence™ Certified 2008



*Scott Erath, President of
Wm. Erath & Son, Inc.*

Founded in 1912 by William Erath as Central Tile Company of Brooklyn,

the company's first project involved installing bathroom tile in a 50 unit row-house development. The success of that first installation brought more work and the company grew over time, operating primarily in the residential sector through the 1930's.

William's son (also named William) joined the company in the 1940's and the focus shifted from residential to commercial tile installations in large commercial buildings in Manhattan. Together, father and son built a thriving business as they provided expert tile installation services to a growing number of general contractors in Manhattan and across the Tri-State area.

In 1951, William's grandson son Robert joined the family business and the company was re-christened as Wm. Erath & Son, Inc. Robert's son Scott joined the company in 1979 and at Robert's retirement, took over as its fourth generation president. And Scott's son Thomas became the fifth generation Erath in the family business when he joined the company in 2005, currently working as a Project Manager.

The Erath Company is one of the most distinguished ceramic tile and natural stone commercial contractors within the tri-state region of New York, New Jersey and Connecticut. Proud of his company's longevity, Scott Erath, President of Wm. Erath and Son, states "Most family-based firms can't make it past two or three generations. We are now coming up on our fifth generation with my son, Thomas, who started with us in 2005."



The key to this longevity, declared Erath, is quality. “We believe in having total quality in both our customers and our installations. We work mostly with an established group of repeat customers, because we know what they want... and, they provide us with quality jobs. Quality breeds quality; that keeps us going.”

Mercedes Benz Showroom, NYC

The quality Erath speaks of is reflected in this 2011 project in which Wm. Erath & Son, Inc. installed 50,000 square feet of 21”x21” unglazed and polished tile at the new Mercedes Benz of Manhattan showroom. The LEED-Certified project was designed by the Spector Group Architects.

Unlike most commercial tile floors that have to withstand heavy foot traffic, the Mercedes Benz showroom floor would be continually walked on and driven over as vehicles were moved on, off and around the showroom floor. Placing each vehicle in just the right showroom location would also place additional stress on each tile as wheels of the parked cars were turned in place.



To address these issues, several areas of the floor were raised as much as 6" with a mud bed reinforced with wire lath. Most mud floor applications are typically 1" to 2". Creating a reinforced mud bed three times the typical thickness presented challenges to the floor's level and grade and to staying within the time restriction allotted for a typical mud floor. Further complicating the installation were very tight deadlines for completion of the floor so the remainder of construction could be finished in time for the showroom's opening.

Laticrete Hydro Ban isolation membrane was selected for use on the installation, along with Laticrete 317 thinset fortified with

333 Super Flexible Additive. Porcelain tile from Crossville's Empire Collection was installed and grouted with Laticrete Spectralock.

BAC Tile, Marble, Terrazzo Local 7 provided highly trained installers who made up 60% of the installation team. Combined with Erath's in-house staff and the company's years of experience and professional training, the project was completed on time and on budget!

The Erath Company currently has over 70 employees and recently expanded operations to a newly purchased and renovated facility in Amityville, NY. The new facility includes offices, warehouse space and a fabrication shop. Wm. Erath & Son achieved TCAA Trowel of Excellence certification in 2008 and is also a member of the Five Star contractor program of the National Tile Contractors Association.

Over the last 100 years, Wm. Erath & Son has delivered quality tile installations in a myriad of New York landmark locations that include Christies Auction House, Mt. Sinai Medical Center, NFL Headquarters, Carnegie Hall, the Waldorf Hotel, Fordham University and St. Patrick's Cathedral Rectory.

For more information on Wm. Erath & Son, visit www.erathtile.com



2013 TCAA Scholarships



Since 2001, the Tile Contractors' Association of America has had the honor of awarding two annual merit scholarships in the amount of \$2,000.00 to outstanding architectural students. TCAA is committed to rewarding high achieving students who will lead their industry, shape the language of design, and create new ways to give shape to their vision for public and private space as art for habitation. TCAA 2013 Architectural Scholarship Recipients

Elizabeth Yarina



Elizabeth is currently attending Massachusetts Institute of Technology studying for a dual Masters in Architecture and City Planning where she is currently maintaining a 5.0 GPA and is ranked at the top of her class.

Prior to enrollment at MIT, Elizabeth attended the University of Michigan's Taubman College of Architecture + City Planning where she graduated with a 3.98 GPA. During her time at Michigan, she participated in a research based study abroad program entailing experiential research of Beijing's urban villages.

Elizabeth stated that at MIT she is exposed to the forefront of architectural research allowing her to research and design solutions to many of the global crises we face- housing shortages, declining natural resources, environmental damage and degraded infrastructural systems. MIT's planning program is internationally renowned, and she plans to take advantage of their work on urban policy and apply it to architectural design.

Joel Savage



Through a partnership with Kansas State University, Joel finished the first two years of his Masters degree through the Department of Architecture, Urban Planning + Design at the University of Missouri-Kansas City. Joel is currently attending Kansas State University to finish his Master of Architect degree.

During his time at the University of Missouri – Kansas City, Joel maintained a 3.85 GPA and was ranked

number one in his class. He served as Vice President of the American Institute of Architecture Students- UMKC Chapter, participated in the SEARCH UGR Symposium in 2012-2013 and was in the National Technical Honor Society and National Honor Society. He was also a finalist in the university's Bud Prize competition hosted by Helix for his innovative use of glass technology.

Joel's goal is to contribute to global sustainability through architecture. He stated that if designers can find better ways to build, we will be that much closer to sustainability and he plans to focus on passive design and green building strategies

TCAA also offers a scholarship award to relatives of our TCAA Contractor members. This program is designed to recognize the academic achievements of our exceptional college, or college-bound, students with a monetary scholarship based solely on merit. One student is chosen each year to receive the \$2,000 scholarship.

2013 TCAA Family Scholarship Recipient



Andrew Beliveau is the son of Chris Beliveau, senior project manager for Port Morris Tile and Marble's Boston office.

Andrew maintained a 4.11 GPA while balancing a full schedule of AP courses and being heavily involved in school activities. He was a member in the National and Spanish Honor Societies, Student Council, a member of Future Medical Leaders and was chosen student of the month. He also participated in a club at his high school called Pay it Forward. The students in this club volunteered their time at various community events. In addition to these academic honors and his volunteering, Andrew played Varsity soccer and held down a part time job.

According to his high school math instructor, "Andrew truly values his education and has great determination to succeed in life. He aspires to be an Orthopedic Surgeon".



Trowel of Excellence™ Certified Contractors

Trowel of Excellence™ certification designates that a company consistently delivers outstanding skilled craftsmanship and superior management practices. Trowel of Excellence™ contractors employ only the best trained and most knowledgeable installation professionals and demonstrate their commitment to performing at the highest levels of industry standards, ethical business practices and financial responsibility on each and every job. That's why the Tile Council of North America and Arcom both recognize Trowel of Excellence™ certification in contractor qualifications language recently added to the TCNA Handbook and MasterSpec.

CALIFORNIA

De Anza Tile Co., Inc

Richard A. Papapietro, Jr.
45755 Northport Loop West
Fremont, CA 94538
Ph: (650) 424-0356
Website: www.deanzatile.com

Superior Tile & Stone

Tommy Conner
P.O. Box 2106
Oakland, CA 94621
Ph: (510) 895-2700 ext. 327
Website: www.superiortilestone.com

ILLINOIS

Bourbon Tile & Marble, Inc.

Nancy Bourbon
270 Lexington Drive
Buffalo Grove, IL 60089
Ph: (847) 229-9694
Website: www.bourbontile.com

DTI of Illinois, Inc.

Brian Castro
2511 Molitor Road
Aurora, IL 60502-9682
Ph: (630) 978-0400
Website: www.ctcac.org/dti_illinois_inc.php

GM Sloan Mosaic & Tile Co.

Dan Kotel
101 Terrace Dr.
Mundelein, IL 60060-3826
Ph: (847) 949-1010
Website: www.ctcac.org/gm_sloan_mosaic_tile_co.php

Trostrud Mosaic & Tile Co., Inc.

Brad Trostrud,
779 N. Dillon St.
Wood Dale, IL 60191
Ph: (630) 595-3700
Website: www.ctcac.org/trostrud_mosaic_tile.php

Venice Terrazzo & Tile Co.

Grace Gebhardt
1219 Orchard Avenue
Rockford, IL 61101-3078
Ph: (815) 964-6824

MASSACHUSETTS

Port Morris Tile & Marble Corp.

Mark Liljegren
66 Von Hillern Street
Boston, MA 02125
Ph: (617) 265-7585

MICHIGAN

Artisan Tile Inc.

Jennifer Panning
9864 E. Grand River Ave., #110-132
Brighton, MI 48116
Ph: (810) 220-2370
Website: www.artisantileinc.com

Boston Tile & Terrazzo Co.

E.C. 'Bud' Mularoni
23740 Grand River
Detroit, MI 48219
Ph: (313) 535-7700

MINNESOTA

Grazzini Brothers & Company

Al Grazzini
1175 Eagan Industrial Road
St. Paul, MN 55121
Ph: (651) 452-2700
Website: www.grazzini.com

NEW JERSEY

Artisan Tile & Marble Co. of NJ, Inc.

John J. Sekora
468 Elizabeth Avenue
Somerset, NJ 08873-5200
Ph: (732) 764-6700
Website: www.ArtisanNJ.com



NEW JERSEY (cont)

BFC, Ltd

Bernadette Baumgardner
207 West Parkway Drive
Egg Harbor Township, NJ 08234
Ph: (609) 645-2808
Website: www.bfc-ltd.com

KrisStone, LLC

Michael Kriss
472 E. Westfield Ave.
Roselle Park, NJ 07204
Ph: (908) 620-9700
Website: www.krisstone.com

V.A.L. Floors, Inc.

Philip Luppino
555 Gotham Pkwy
Carlstadt, NJ 07072
Ph: (201) 672-9320
Website: www.valfloors.com

NEW YORK

Continental Marble

Christopher R. McConnell
1361 Lincoln Ave., Ste 2
Holbrook, NY 11741
Ph: (631) 285-7265
Website: www.continentalmarble.com

Eugene G. Sackett Co., Inc.

Gerard Leva, Sr.
454 Lee Road, P.O. Box 60976
Rochester, NY 14606
Ph: (585) 647-3250
Website: www.egsackett.com

Miller Druck Specialty Contracting

Frank Mizerik
264 West 40th St., 9th Floor
New York, NY 10018
Ph: (212) 343-3300
Website: www.millerdruck.com

Port Morris Tile & Marble Corp.

Vincent DeLazzero, II
1285 Oak Point Avenue
Bronx, NY 10474
Ph: (718) 378-6100
Website: www.portmorristile.com

William Erath & Son, Inc.

Scott W. Erath
51 Ranick Dr. East
Amityville, NY 11701
Ph: (631) 842-2244
Website: www.erathtile.com

OHIO

Commercial Tile & Stone, Inc.

Lucinda Noel
9153 Tahoe Circle
Strongsville, OH 44136-1412
Ph: (216) 741-8141

Corcoran Tile & Marble, Inc.

Doug Taylor
5197 W 137th Street
Brook Park, OH 44142
Ph: (216) 898-9920
Website: www.corcorantile.com

Trendell Consulting, LLC

John Trendell
6335 Brown Road
Oregon, OH 43616
Ph: (419) 351-2302



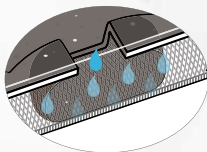
STRATA_MAT™

The Next Generation Uncoupling Mat



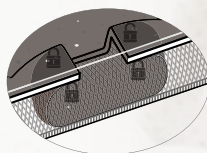
Mortar Hydration Vents

Accelerates thin-set curing for faster dry time of porcelain and larger format tiles—grout the next day



Mechanical Bond

Thin-set mortar forms a mechanical bond to STRATA_MAT™ surface for greater strength



Instant Coverage Verification

Translucent color indicates proper mortar coverage under STRATA_MAT



LIFETIME
Warranty



Snap for more information

- For use with modified thin-set mortars
- Single source supply
- ASTM C627 (Robinson) - EXTRA HEAVY
- Easy layout - Chalk lines are easily visible
- Anti-fracture protection - Helps prevent cracks
- 45" (1.1m) roll width - Covers floor area fast

www.laticrete.com | 1.800.243.4788



Globally Proven
Construction Solutions



2013 Highlights from
Total Solutions Plus

Don't Miss the Next One!

**Oct. 25-28 2014
San Antonio, TX**